

CORDOVA® App 24X7
For Teachers Only



1



SUNBEAMS


A Book Of
English Language and Literature



CORDOVA®

CONTENT

1	Just Me (Poem)	9
2	Hello	12
3	When I Was One (Poem)	20
4	How Many	22
5	Flying-Man (Poem).....	29
6	Two Bees.....	31
7	One Little Kitten (Poem)	39
8	The Animal Garden	42
9	Merry-Go-Round (Poem).....	50
10	Water For Colours	52
11	A Happy Child (Poem).....	59
12	Hina's Rainbow	62
13	Mr Rabbit (Poem).....	72
14	A Beautiful Feather	75
15	If I Were An Apple (Poem)	84
16	Mita Learns To Draw	87
17	Colours (Poem)	96
18	The Birthday Present.....	100
19	A Little Seed (Poem)	108
20	A Cracking Egg	111
	Have Fun And Learn.....	119
	Listening Text	120



DETAILED


CONTENT



SCHOLASTIC AREA

Sl. No.	Lesson	Reading Skills	Listen	Speak	Grammar	Learn New Words	Study Skills	Writing Skills	Watch Smart Class & Enjoy
1	Just Me (Poem)	Reciting, appreciating and enjoying a poem.							✓
2	Hello	Factual Inferential	Listen And Write The Beginning Sound Of Each Word	Talk With Your Partner Phonic Practice	Names Of Things Names Of Animals	Find The Letter	Punctuate	Introducing Yourself	✓
3	When I Was One (Poem)	Reciting, appreciating and enjoying a poem.							✓
4	How Many	Factual Inferential	Listen And Add Rhyming Words	Talk About Things Phonic Practice	Names Of Persons Names Of Places	Professions	Punctuate	Describing A Picture	✓
5	Flying Man (Poem)	Reciting, appreciating and enjoying a poem.							✓
6	Two Bees	Factual Inferential	Listen And Tick (✓) The Correct Answers	Making Requests Phonic Practice	Special Names One And More Than One	Fill In The Blanks Word Grid	Spell	Number The Sentences	✓
7	One Little Kitten (Poem)	Reciting, appreciating and enjoying a poem.							✓
8	The Animal Garden	Factual Inferential	Listen To Riddles And Write The Answers	Naming Game Phonic Practice	He Or She Describing Words	Names Of Places	Spell	Solve The Riddles	✓

9	Merry-Go-Round (Poem)	Reciting, appreciating and enjoying a poem.							✓
10	Water For Colours	Factual Inferential	Listen And Follow The Instructions	Supplying Information Phonic Practice	Doing Words Sounds Animals Make	Opposite Words	Spell	Complete The Story	✓
11	A Happy Child (Poem)	Reciting, appreciating and enjoying a poem.							✓
12	Hina's Rainbow	Factual Inferential	Listen And Answer The Questions	Asking And Answering Questions Phonic Practice	Am, Is, Are + -ing	Make New Words Circle The Words	Punctuate	Look At The Picture And Answer The Questions	✓
13	Mr Rabbit (Poem)	Reciting, appreciating and enjoying a poem.							✓
14	A Beautiful Feather	Factual Inferential	Listen And Circle The Words	Substituting Words Phonic Practice	Has, Have This, These, That, Those	Find -est Words Make New Words With Repeated Letters	Spell	Complete The Sentences	✓
15	If I Were An Apple (Poem)	Reciting, appreciating and enjoying a poem.							✓
16	Mita Learns To Draw	Factual Inferential	Listen And Write In Correct Columns	Practice The Conversation Phonic Practice	He, She, It, I We, You, They	Match Correctly	Punctuate	Look At The Picture And Answer The Questions	✓
17	Colours (Poem)	Reciting, appreciating and enjoying a poem.							✓
18	The Birthday Present	Factual Inferential	Listen And Write Rhyming Words	Practice The Conversation Phonic Practice	Capital Letters A, An	Make New Words Complete The Sentences	Dictionary	Write The Things You Can Do And Cannot Do	✓
19	A Little Seed (Poem)	Reciting, appreciating and enjoying a poem.							✓
20	A Cracking Egg	Factual Inferential	Listen And Number The Sentences	Thanking Someone Phonic Practice	In, On, Under, Near, Behind Joining Words	Word Ladder	Spell	Complete The Recipe	✓



Books

I like books!
Big books,
Little books,
Happy books,
Sad books,
Books with pictures,
Books with words.
I like books.



Just Me

Use Cordova Smart Class Software on the smart board in class to watch, read and enjoy the poem.



Eight pink fingers standing up tall,
Two little ears to hear mummy call;
One little nose that I can blow,
Ten pink toes all in a row.
Two little thumbs that
wiggle up and down;
Two little feet to stamp on the ground;
Hands to clap and eyes to see,
What fun it is to be just me!



A LITTLE MORE OF THE POEM

(Use Cordova Smart Class Software on the smart board in class to do these examples.)

Answer the following questions.

1. How many of the following do you have?

eyes
toes
hands
nose
ears

2. Match the words that rhyme.

(a) tall

(b) see

(c) blow

(d) ten

(i) row

(ii) call

(iii) pen

(iv) me



3. Read with your teacher.

a	bat	hat	cap	tap
e	hen	pen	jet	bed
i	tin	pin	bit	lid
o	box	pot	rod	dog
u	mug	bud	sun	hut

4. Use a crayon to draw an outline of your hand. Then, draw a beautiful design on your handprint and colour it.





- Names Of Things
- Names Of Animals

Hello

How do you greet your friends? Tick (✓) the correct picture.





Bunny can jump. Birdie can fly. Let's use Cordova Smart Class Software on the smart board in class to watch, read and find out what they can't do.

Hello!
I am Toddy.
I can run.
I can run fast.



Hello!
I am Birdie.
I can fly.
I can fly high.
I can't swim.

My name is Bunny.
I can't fly.
I can jump.
I love carrots.
Do you love carrots?



My name is Smarty.
I can sing.
I can't walk.
I can show you pictures.



FROM THE STORY

(Use Cordova Smart Class Software on the smart board in class to do these exercises.)

ORAL

Read the lesson aloud.

Is Toddy a horse or a deer?

WRITTEN

READ AND ANSWER

1. What can't Birdie do? [Tick (✓) the correct option.]

(a) swim ☐ (b) fly high ☐

2. What can Bunny do? [Tick (✓) the correct option.]

(a) jump ☐ (b) fly ☐

3. Match the pictures with their names.




Smarty



Birdie

Bunny



Toddy



4. What is the name of the horse?

5. What can Birdie do?

6. What does Bunny love?

English-1

THINK AND ANSWER

- Tell the class two things Smarty can do.
- Why do you think the computer is called Smarty?
- How do we greet our guests when they come home?
 - We say 'Hello'.
 - We say 'Bye'.
 - We say 'Thank You'.



LISTEN

Listen to the words and write the beginning sound of each word.

(Listening Text on Page No. 120)

.....

.....



SPEAK

A. Work with your partner. Talk to him/her as in the example.

Example:

I have one apple.

The apple is sweet.



I have two oranges.

The oranges are juicy.



English-1

Use the words given in the box in place of the words in red.

cow fat
tail long
gorilla big
bag yellow

pencils new
carrots red
monkeys thin
dolls pretty

B. Read aloud.

a b c d e f g h i j k l m
n o p q r s t u v w x y z

GRAMMAR

Names Of Things

Everything around us has a name.

Examples: car, telephone, umbrella, fan



Write the names of things with the help of words given in the box.

drum butterfly cap door

1.

.....

2.

.....

3.

.....

4.


.....

Names Of Animals

Animals and birds are living things. They also have names.

Examples: horse, crow, tiger, peacock

A. Now, look at the picture and write the names of the animals. You may use the Help Box for clues.



Help Box

elephant
rabbit
dog
bird
kangaroo

B. Find the names of four animals from the magic grid and write them below their pictures.



A	M	O	N	K	E	Y
U	F	N	S	R	A	K
P	D	O	G	E	J	R
A	X	B	T	I	W	Y
R	C	H	V	C	A	T
P	G	O	V	R	D	Z
R	A	T	N	L	M	Q



LEARN NEW WORDS

Find the letter.

I am in the word PINK
but not in INK.
Who am I?

I am in the word SHARP
but not in HARP.
Who am I?

I am in the word CART
but not in CAR.
Who am I?

PUNCTUATE

Read this sentence.

- The apple is in the basket.

The sentence ends with a full stop [.] .

Now, put a full stop [.] to end these sentences.

1. The bag is red ()
2. This is my book ()
3. My name is Amit ()
4. You are a good girl ()




WRITE

Answer the following questions.

Questions :

1. What is your name?
2. Where do you study?
3. What is your mother's name?
4. What is your father's name?
5. What are the names of your friends?
(Give two names only.)



Answers:

1.
2.
3.
4.
5.

Now, read the answers.

CONGRATULATIONS!

You have introduced yourself.



When I Was One

Why does the boy want to remain six years old? Use Cordova Smart Class Software on the smart board in class to read and find out.



When I was One,
I had just begun.
When I was Two,
I was nearly new.
When I was Three,
I was hardly me.
When I was Four,
I was not much more.
When I was Five,
I was just alive.
But now I am Six,
I'm as clever as clever,
So I think I'll be Six now
for ever and ever.

AA Milne



20 English-1



A LITTLE MORE OF THE POEM

(Use Cordova Smart Class Software on the smart board in class to do these exercises.)

Answer the following questions.

1. Complete the following lines.

When I was Two,
..... nearly new.

When I was Three,
I was

2. Tick (✓) the correct option.

(a) How old is the poet now?

(i) five years ☐ (ii) six years ☐

(b) How is the poet when he is six?

(i) clever ☐ (ii) new ☐

3. Match the rhyming words.

one
three
more
five
clever

me
four
begun
ever
alive

4. Make the following numbers colourful.

1 2 3 4 5

English-1 21

- Names Of Persons
- Names Of Places

How Many

Read this poem.

I am little Bruno, short and fat.

Look at my face and my two bright hats.

I have a nice big smile and a big, big nose,

And big brown shoes, covering my toes.

Now, count and tell how many of the following does Bruno have.

hats
 nose
 shoes

Meet Jumbo. He sees four apples and three birds on a tree. He claps his hands loudly. Use **Cordova Smart Class Software** on the **smart board** in class to read and find out how many birds are now there on the tree.

This is Jumbo. He has two eyes.
 He has one long nose.
 He has two big ears.

Jumbo loves bananas.
 He has five bananas.
 He eats one.
 Now, he has four.

Jumbo sees four apples.
 He sees one monkey.
 He sees three birds.
 He claps his hands.
 Two birds fly away.
 Now, there is one!

FROM THE STORY

(Use Cordova Smart Class Software on the smart board in class to do these exercises.)

ORAL

Read the lesson aloud.

1. How many birds are there on the tree?
2. Why do the birds fly away?

WRITTEN

READ AND ANSWER

- A. Write (T) for the sentence that is true.

1. Jumbo has five bananas. ☐
2. There are many monkeys on the tree. ☐
3. There is one bird on the tree. ☐
4. Jumbo has one big ear. ☐

- B. Tick (✓) the things Jumbo sees.


☐

☐

☐

☐

THINK AND ANSWER

1. What does Jumbo love?
2. Who claps loudly?
3. How many monkeys does Jumbo see?



LISTEN

Listen to the words. Add two more words that rhyme, to each list.

(Listening Text on Page No. 120)



SPEAK

- A. The following things are kept on the teacher's table.

a pencil	sweets	a book	flowers
notebooks	an apple	two erasers	a bottle

The teacher points to any of these things and asks, "What is this?"

The first pupil answers, "It is a pencil." The teacher asks the second pupil, "What do you do with it?" The pupil answers, "I write with it."

The teacher asks about all the things kept on her table. In this way, the students learn the names of different things.



- B. Read loudly.

far	jar	car	dark	park
hark	part	cart	dart	mark

a

a:



GRAMMAR

Names Of Persons

People in our family, school, neighbourhood and market are called **persons**. They have names.

Examples: father, mother, friend, doctor, man, girl

A. Choose the correct words from the box and fill in the blanks.

nurse teacher doctor pilot



B. Match correctly.



queen
soldier
magician
driver



Names Of Places

All places have names.

Examples: school, market, house, garden

A. Read these words. Then, circle the names of places.

water Delhi hospital house Shanu
Jaipur magician classroom zoo bookshelf

B. Tick (✓) the correct options.


- Students go to the (market/school) to study.
- We go to the (hospital/garden) for treatment.
- We go to the (kitchen/market) to buy things.
- We go to a (park/canteen) to play.
- We live in a (moon/house).



LEARN NEW WORDS

Look at the pictures and write what each person is. Use words from the box.

cricketer singer dancer



Now, answer the questions. Use the words given in the box for help.

sings dances plays cricket

1. What does a dancer do?
A dancer
2. What does a singer do?
A singer
3. What does a cricketer do?
A cricketer



PUNCTUATE

Complete the words with capital letters.

1. (t)he dog is at the gate.
2. (h)e wants his book.

Remember,
we use a capital
letter to begin a
sentence.



WRITE

Look at the picture. Then, complete the sentences using the words from the box.

milk loves plays three basket

Rita has puppies. She
..... with her puppies. The puppies love
to sit in a Rita her
puppies. She gives them to drink.



English-1



Flying-Man

Have you seen a flying-man? Use Cordova Smart Class Software on the smart board in class to meet him.

"Flying-man, Flying-man,
Up in the sky,
Where are you going to,
Flying so high?"
"Over the mountains,
And over the sea!"
"Flying-man, Flying-man,
Can't you take me?"



English-1



A LITTLE MORE OF THE POEM

Answer the following questions.

1. What is the flying-man doing?
2. Where is the flying-man going?
3. What does the child want to do?
4. Tick (✓) the correct option.
 - (a) The flying-man flies over the and over the sea.
 - (i) sky ☐
 - (ii) mountains ☐
 - (b) The flying-man flies
 - (i) high ☐
 - (ii) low ☐
5. Match the rhyming words.

sky
sea
cat

me
mat
high
6. Imagine you are a pilot of an aeroplane. Talk about what you see outside your plane.
 - (a) during the day
 - (b) at night
7. Who do you think is the flying-man? Give him a name.



(Use Cordova Smart Class Software on the smart board in class to do these exercises.)



- Special Names
- One And More Than One

Two Bees

Name the flowers.



R E



S R




J E

Two bees want some flowers. Let's use Cordova Smart Class Software on the smart board in class to find out where they find the flowers.

Two bees stop to see me one day.

"What do you need from me?" I ask.



"We want to visit some flowers," say the bees.

"Do you have some flowers?" they ask.



"My mother and father have some flowers. They are in the garden," I say.

"Thanks," say the bees, and they go to see the flowers.



They reach the garden and find beautiful flowers there.

They are very happy. Now, they can make honey.



FROM THE STORY

(Use Cordova Smart Class Software on the smart board in class to do these exercises.)

ORAL

Read the lesson aloud.

1. What is the colour of a bee?
2. Where does a bee live?

WRITTEN

READ AND ANSWER

1. Tick (✓) the correct answers.
 - (a) How many bees are there in the story?

(i) two	<input type="checkbox"/>	(ii) three	<input type="checkbox"/>
---------	--------------------------	------------	--------------------------
 - (b) What do the bees want?

(i) flowers	<input type="checkbox"/>	(ii) leaves	<input type="checkbox"/>
-------------	--------------------------	-------------	--------------------------
2. Who have flowers?
3. Where are the flowers?

THINK AND ANSWER

1. Why do the bees want flowers?
2. Why are the bees happy?



LISTEN

Listen to the questions and tick (✓) the correct answers.

(Listening Text on Page No. 120)

- | | | | | | | | |
|------------|--------------------------|--------|--------------------------|----------|--------------------------|-------|--------------------------|
| 1. teacher | <input type="checkbox"/> | dancer | <input type="checkbox"/> | 2. flat | <input type="checkbox"/> | round | <input type="checkbox"/> |
| 3. yes | <input type="checkbox"/> | no | <input type="checkbox"/> | 4. sweet | <input type="checkbox"/> | salty | <input type="checkbox"/> |


English-1

33



SPEAK

We say "Please..." when we ask someone to do/give something for/to us.



A. Work in pairs (Pupil A and Pupil B) and practise asking for the things using 'Please...'.
Pupil A asks

1. for a toy
 2. for a book
 3. to show a new dress
 4. to show a new book
- and Pupil B answers. Then, reverse roles.

B. Read these aloud.

a æ	cat	pan	sad
car	jar	park	

C. Now, read these aloud.

e e	red	bed	fed	led	pen	hen
	ten	men	jet	get	net	pet



GRAMMAR

Special Names

Persons, places, things and animals have names. But they have special names also. **Examples:** Ravi, Preeti, the Red Fort, Delhi

Circle the special names in the following sentences.


1. Manu, the monkey, is sad.
2. Soha is a beautiful girl.
3. Mr Sharma is a pilot.
4. Rani is a good girl.
5. The Lotus Temple is in Delhi.



One And More Than One

Look at the pictures and read the words written below the pictures.

To show more than one thing, we add 's' or 'es' with the words.



A. Write how many you see in each picture.

1. I see



2. I see

3. I see



4. I see

B. Match the pictures correctly with the words in the box.



book

dolls

cow

pens

dog

boys



LEARN NEW WORDS

A. Fill in the blanks with the correct words. Choose the words from the balloon.

1. I mummy.
2. I love
3. I love my
and
4. They love
5. We are a happy



B. The magic grid has names of six means of transport. Find these names and colour them. Write them with the correct pictures.



G	R	B	I	C	Y	C	L	E
Y	A	L	B	O	A	T	I	C
S	H	I	P	F	B	U	S	I
Z	Q	D	E	C	A	R	H	K
A	E	R	O	P	L	A	N	E



SPELL

Use a, e or o to complete these words.

1. c _ _ t
2. h _ _ p
3. p _ _ n
4. c _ _ r



English-1

37