

# 1

## Noun : Naming Words

### A. Read and Know :



The word **teacher** is the name of a person.

The word **dog** is the name of an animal.

The word **station** is the name of a place.

The word **mobile** is the name of a thing.



The words teacher, dog, station and mobile are NAMING WORDS.

**Noun** : A NAMING WORD is the name of a person, animal, bird, place or thing.

Some more examples of naming words.

**Names of persons:** teacher, doctor, son, mother, brother, uncle, aunt, etc.

**Names of animals :** dog, lion, horse, cat, owl, eagle, hen, crow, etc.

**Names of places:** market, station, hill, zoo, etc.

**Names of things:** clock, chair, table, mobile, pen, pencil, mango, bag, etc.

**B. Circle the naming words in the following sentences. Write the words in the correct columns at the bottom. One has been done for you.**

1. The postman has brought letters.
2. I usually have bread for breakfast.
3. Mother has cooked rice for me.
4. A thief was caught by Anil and he took him to the police station.
5. My father works as a teacher in Indore.
6. Kamal never does any work in the garden. He always works on his car.
7. The dog is lying in the lawn of the house.
8. He is eating a burger and dropping crumbs on the carpet.
9. Would you like a cup of tea?
10. The aeroplane is flying in the sky.



Names of Places	Names of People	Names of Animals	Names of Things
_____	postman	_____	letters
_____	_____	_____	_____
_____	_____	_____	_____
_____	_____	_____	_____
_____	_____	_____	_____
_____	_____	_____	_____
_____	_____	_____	_____



C. Fill in the blanks with suitable naming words choosing from the box.

- |        |      |     |     |       |       |
|--------|------|-----|-----|-------|-------|
| monkey | dog  | den | boy | tree  | birds |
| stool  | lion | cat | fan | river | sky   |

1. A \_\_\_\_\_ is swimming in the \_\_\_\_\_.



2. A \_\_\_\_\_ is chasing a \_\_\_\_\_.



3. \_\_\_\_\_ are flying in the \_\_\_\_\_.



4. There is a \_\_\_\_\_ on the \_\_\_\_\_.

5. A \_\_\_\_\_ is sitting in the \_\_\_\_\_.



6. The \_\_\_\_\_ is sitting on the branch of the \_\_\_\_\_.

## 2

# Proper Noun : Specific Names

### A. Read and know :

This is a girl  
Her name is Tamanna.  
Tamanna is a proper noun.



She is Charu.  
Charu is a proper noun.



This girl is called Lalita.  
Lalita is a proper noun.



Girl is the common name of all the three persons. Each of the girls has her own name. Tamanna, Charu and Lalita are special names. Words like boy, girl, aunt, doctor, student and classmate are common names. Words like Ajay, Pooja, Priya, Sinha, Mr Roy, Miss Mittal and Dr Singh are special names. Some pets are also given specific names. For example, a dog can be called Jimmy. A cat can be called Tommy. Thus, Jimmy and Tommy are special names or proper noun.





**B. Identify the underlined word in each sentence as a proper or common noun. Write (P) for proper and (C) for common.**

**Example A :** The Kings Eleven Punjab is a good cricket team \_\_\_\_\_ .

**ANSWER :** P

1. The Daredevils play basketball tonight. \_\_\_\_\_
2. The family will eat together at the table. \_\_\_\_\_
3. The monkey climbed down the tree. \_\_\_\_\_
4. I live in Mumbai. \_\_\_\_\_
5. We travelled down the Ganga. \_\_\_\_\_
6. The Sunrisers is a good hockey team. \_\_\_\_\_
7. We shall play cricket in the park. \_\_\_\_\_
8. I will walk home after school. \_\_\_\_\_
9. We saw a lion at the zoo. \_\_\_\_\_
10. We went to Mt. Abu for vacation. \_\_\_\_\_
11. The Warriors FL won many championships. \_\_\_\_\_
12. We are ready to go back to school. \_\_\_\_\_


# 3

## More than One : Singular / Plural

Read the following :

apple = one apple only

apples = more than one apple



We usually add -s or -es to nouns when we talk about more than one.

A. To most of the words we add - s.

Fill in the blanks. One has been done for you.

1.



one car



two cars

2.



one girl




two \_\_\_\_\_

3.



one book



four \_\_\_\_\_

4.



one cup



eight \_\_\_\_\_

5.



one cat



three \_\_\_\_\_

6.



one pencil



many \_\_\_\_\_

B. We add -es to words ending with -s, -ss, -ch, -sh, -x and -o.

Fill in the blanks. One has been done for you.

1.

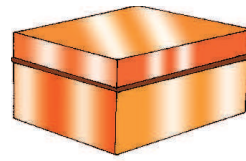


one bus

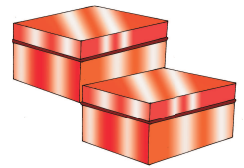


two buses

2.



one box



two \_\_\_\_\_

3.




one glass




six \_\_\_\_\_

4.



one mango




six \_\_\_\_\_

5.



one brush




four \_\_\_\_\_

6.



one potato




five \_\_\_\_\_

7.



one bench




four \_\_\_\_\_

8.





one tomato






nine \_\_\_\_\_



C. We also add -es to words ending with -y. But we first change the -y to -i and then add -es.

Fill in the blanks. One has been done for you.

1.    
 one baby      two babies

2.    
 one lorry      two \_\_\_\_\_

3.    
 one lady      three \_\_\_\_\_



4.    
 one fly      many \_\_\_\_\_



**Note :** If there is a, e, i, o or u before -y, we simply add -s. For example

day - days      key - keys      boy - boys      tray - trays



Some words ending with -f or -fe change to ves. We leave out the -f/-fe and add -ves.

Fill in the blanks. One has been done for you.

1.    
 one calf      two calves

2.    
 one wolf      two \_\_\_\_\_

3.    
 one knife      two \_\_\_\_\_

4.    
 one leaf      five \_\_\_\_\_

D. Note the forms given below. These words do not follow any rules.

one	more than one	one	more than one
1. man	- men	5. child	- children
2. woman	- women	6. ox	- oxen
3. foot	- feet	7. goose	- geese
4. tooth	- teeth	8. mouse	- mice

E Look at the picture and complete the sentences with the help of words given below it. Make plurals where necessary.



window      room      boy      chair      table      woman

It is a \_\_\_\_\_. Two \_\_\_\_\_ are playing. Three \_\_\_\_\_ are talking. There are two \_\_\_\_\_ in the room. There are four \_\_\_\_\_ and a \_\_\_\_\_.